

Fort Jackson Hunter and Angler Safety Briefing

**STAYING SAFE WHILE HUNTING
or FISHING ON FORT JACKSON**

RULES AND REGULATIONS

- It is imperative to your safety and well being that you read and fully understand Fort Jackson Regulation 28-4 (Hunting and Fishing), adhere to all posted signage, and comply with all written or verbal instruction issued by Conservation Law Enforcement Officers (Game Wardens), Range Operations personnel, and DPW Wildlife Branch personnel. Failure to do so may put you or others in harm's way, and may also result in the loss of your privileges.
- Fort Jackson Regulation 28-4 (FJ Reg 28-4) is the most comprehensive source of information regarding fishing, hunting, and scouting on the installation. It is **MANDATORY** that the rules, regulations, and procedures stated in this document are followed at all times while participating in these activities.
- You can read FJ Reg 28-4 at the following address: <https://ftjackson.isportsman.net/Regulations.aspx>

Hunting and Fishing Activities on Fort Jackson

- Anyone participating in any hunting, fishing, or scouting activities on Fort Jackson must be checked in using the Fort Jackson iSportsman website:
<https://ftjackson.isportsman.net>
- Regulations, season dates, and area closures can all be found on this site. It is the responsibility of each patron to be up to date on all information whenever participating in a hunting or fishing activity on the installation.
- Individual information, including contact and vehicle information, must be kept up to date in your iSportsman account at all times.



The screenshot shows the login page for the Fort Jackson iSportsman website. At the top left, there is an orange 'iS' logo and a crest featuring a figure holding a rifle and a fish. To the right, the text reads 'FORT JACKSON ENVIRONMENTAL & NATURAL RESOURCES'. Below the header, there are four tabs: 'Login' (highlighted), 'Register', 'Forgot Password', and 'Forgot Username'. A message states: 'If you do not have an account, click on the "Register" tab.' The login form includes two input fields: 'Login Id *' with a placeholder 'Your Username, Permit Number' and 'Password *'. At the bottom, there are two buttons: a green 'Login' button and a blue 'Home Page' button.

Vehicle Identification

- Individuals hunting, fishing, or scouting are required to complete a Vehicle Control Form or print your iSportsman Vehicle Pass, which is available on the Fort Jackson iSportsman website. Completed vehicle control forms or Vehicle Passes must be placed inside of the windshield, so that it is readable from outside the vehicle. The use of any other form or card is prohibited.
- Participants deer hunting must fill out a Vehicle Control Form and display the form on the dash of the vehicle they are being transported in. In addition to the participant's information, the Form must also include their sponsor's name and permit number.



Vehicle Pass

ABC123 SC

PERMIT
123456 FROM
February 16, 2019

PERMITS	START DATE	END DATE
Sportsman, (hunting/fishing combo)	Apr 22, 2020	21 Apr 2021
Sportsman Combo Fishing and Hunting Permit		

Area Occupancy

- Individuals utilizing Fort Jackson for hunting, fishing, or scouting must know the status of the area that they wish to enter, and must check in properly.
- Area occupancy rules can be found in the Fort Jackson Regulation 28-4.
- These rules must be fully understood and followed by each hunter or angler.
- Entering into any area in an unauthorized manner may be extremely dangerous to you or others, and is strictly prohibited.

Area Status for Today 07-20-20

Print

Date Today 07-20-20

Status

Category

Parent Area

Area

Parent Area	Area	Status	Category	Occupancy
Bow Area	BA 01	Open	Area	0 checked in (2 max)
Bow Area	BA 02	Closed	Area	0 checked in (4 max)
Bow Area	BA 03	Open	Area	0 checked in (4 max)
Bow Area	BA 04	Open	Area	0 checked in (4 max)
Bow Area	BA 05	Open	Area	0 checked in (4 max)
Bow Area	BA 06	Open	Area	0 checked in (4 max)
Bow Area	BA 07	Open	Area	0 checked in (4 max)
Bow Area	BA 08	Open	Area	0 checked in (4 max)
Bow Area	BA 09	Open	Area	0 checked in (4 max)
Bow Area	BA 10	Open	Area	0 checked in (4 max)
Bow Area	BA 11	Open	Area	0 checked in (4 max)
Bow Area	BA 12	Open	Area	0 checked in (2 max)
Bow Area	BA 13	Open	Area	0 checked in (4 max)
Bow Area	BA WLR2	Open	Area	0 checked in (2 max)
Bow Area	BA WLR3	Open	Area	0 checked in (4 max)
Deer Stands	Stand 01A	Closed	Area	0 checked in (1 max)
Deer Stands	Stand 01B	Closed	Area	0 checked in (1 max)



Restricted Areas



- Details regarding off limits areas, such as (but not limited to) impact areas, endangered species sites, cemeteries, archaeological sites, and buffer zones, can be found in FJ 28-4. Hunters and anglers are fully responsible for understanding and complying with these regulations.
- Going beyond any closed gate or signage instructing one to keep out, or occupying an area that you are not checked in to, is **extremely dangerous** and strictly prohibited.
- If soldiers enter your area for any reason, **unload your weapon, leave the area immediately, and notify range operations at 803-751-7171**. Using isportsman, check out of the area. Do not get into an altercation with the soldiers. If an area must close during the hunt, game wardens or range operations personnel will sound three blasts on their siren or horn. Hunters must exit the area immediately. Also, follow any instructions received in the form of a text message from isportsman.
- Keep your mobile phone with you and turned on while afield, so that you may receive safety related text messages from the isportsman system.



Boaters and Anglers



- All persons occupying a boat on Fort Jackson must wear a Coast Guard approved personal flotation device **at all times**.
- Operating a boat while under the influence of drugs or alcohol is unsafe and prohibited
- Additional requirements and restrictions are outlined in FJ Reg 28-4 and must be understood by boaters and anglers and followed at all times. Please note that restrictions (such as the use of outboard motors) may vary by water body on the installation.
- Information on the safety equipment required in South Carolina for each type of vessel can be located at <http://www.eregulations.com/southcarolina/huntingandfishing/boating/#>

Hunter Education Requirements

- All hunters 16 years of age and older are required to have completed a SCDNR hunter's education course, or an equivalent program from another state, and confirm this in iSportsman before purchasing a Fort Jackson hunting permit. Proof of course completion shall be carried by hunters at all times.
- All youth less than 12 years of age, and those less than 16 years of age that have not completed a hunter education course, must be in direct control of their parent or other responsible and permitted adult. Direct control is defined as being able to take control of the weapon.
- Youth between the ages of 12 and 15 who have completed a hunter education course must be within sight and sound control of their parent or other responsible and permitted adult. (ex. adjacent deer stand or blind).

Weapons




- Register all firearms used on Fort Jackson. Weapons are registered at the Visitor Control Center, and a copy of the weapons registration form must remain in possession of the hunter at all times when entering or hunting on Fort Jackson. **DO NOT** enter the VCC with a weapon. Registration is completed with pertinent information such as make, model, serial number, etc.
- Loaded rifles, pistols, or shotguns using slugs are prohibited while on the ground when signed out for deer hunting. These weapons are loaded after the hunter is in an elevated stand, and must be unloaded prior to descending. See FJ Reg 28-4 for additional weapons restrictions including the use of archery equipment within cantonment bow areas. Concealed weapons are prohibited.
- **YOU ARE SOLEY RESPONSIBLE FOR YOUR SHOT!** Know your target, what is beyond your target, and the characteristics of the weapon you are firing. It is up to **EACH AND EVERY** hunter to prevent your weapon from being discharged in a dangerous manner. This includes things like low targets on a dove field or small game hunt, ricochet prone rifle shots, or accidental discharges.
- **ALL** weapons used in the sporting environment can cause substantial harm. Big Game loads, rimfire rounds, and even bird shot and arrows should **ALL** be treated with equal **RESPECT**, as they all have the potential to cause injury or death when improperly fired.



Hunting Safety

- All hunters must wear a visible, solid, hunter orange coat or vest and headgear while hunting (with the exception of Dove, Waterfowl, and Turkey hunters, and archery hunters hunting in a bow area, unless hunting on the ground in applicable bow areas). The use of red or faded fluorescent orange apparel, which has lost the color for the intended safety purpose, is prohibited. Once in an elevated stand, a hunter may remove their hunter orange apparel, but are encouraged to keep it on.
- Hunters should not use damaged stands, and should report any damage to DFMWR or a Fort Jackson Conservation Law Enforcement Officer.
- Use of a safety belt or harness when utilizing any elevated stand, permanent or portable, is highly encouraged.
- Hunting while under the influence of drugs or alcohol is unsafe and prohibited.





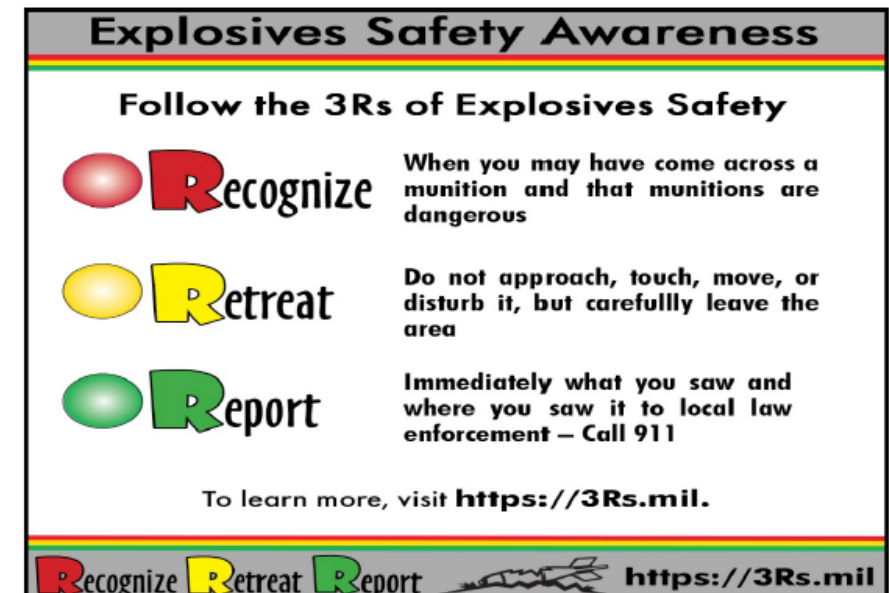
Wildlife Hazards



- A variety of biting or stinging insects and arachnids may be encountered while hunting, fishing, or scouting. The use of protective clothing and insect repellent, and carrying first aid for a potential insect sting, is highly encouraged.
- Venomous snakes and alligators may be encountered on the installation. Snake boots or chaps are encouraged, but do not offer full protection. Be **AWARE** that these animals are present, and **STAY AWAY** if seen. Individuals participating in outdoor activities on Fort Jackson are not allowed to catch, kill, harm, or harass any reptile in any way.
- If an injured or diseased animal is encountered, **DO NOT** approach the animal. Report the situation to a Fort Jackson Game Warden immediately.
- While navigating the installation, be cognizant of wildlife crossing roadways, flooding caused by beavers, and other travel hazards. These hazards are amplified during hours of low light and darkness.
- Trapping programs are in place on the installation. Under **NO CIRCUMSTANCE** should an animal in a trap be approached, and signage indicating the presence of traps must be adhered to at all times.




Other Hazards

- All areas on Fort Jackson are or have been utilized for military training, and dangers inherent to these activities do occur.
- Unexploded Ordinance (UXO) can occur anywhere on the installation. If encountered, the “3 R’s” of UXO Safety must be followed: **Recognize, Retreat, Report**. All outdoor users are also strongly encouraged to review the UXO safety presentation, which is linked on the Fort Jackson iSportsman website. A good rule to follow is: “if you didn’t drop it, don’t pick it up”.
- Camp fires, warming fires, or any open burning are prohibited. Any wildfires spotted while afield must be reported immediately to 803-751-9111.




Explosives Safety Awareness

Follow the 3Rs of Explosives Safety

 R ecognize	When you may have come across a munition and that munitions are dangerous
 R etreat	Do not approach, touch, move, or disturb it, but carefully leave the area
 R eport	Immediately what you saw and where you saw it to local law enforcement – Call 911

To learn more, visit <https://3Rs.mil>.

Recognize **R**etreat **R**eport  <https://3Rs.mil>

WHAT TO DO WHEN YOU HAVE QUESTIONS

- There is a “Frequently Asked Questions” tab on the iSportsman homepage. Please go the following address to find the answers to the most common questions:
<https://ftjackson.isportsman.net/FAQ.aspx>
- If your question starts with “Can I” or “How do I”, most of the time your answer can be found in FJ Reg 28-4 and/or posted on the iSportsman website. Please consult these sources of information.
- It is **YOUR** responsibility to understand the rules, regulations, and procedures **BEFORE** heading afield. “I did not know” is not acceptable, consult and understand the resources available.

Numbers to Know

- Emergency Dispatch (Fort Jackson's 911 service): 803-751-9111. Use this number in case of an emergency, or dial 911. If you dial 911, you must inform the dispatcher that you are on Fort Jackson.
- MP Desk: 803-751-3113. You can use this number to report a situation to law enforcement, or to request contact with a Conservation Law Enforcement Officer (Game Warden).
- Range Operations: 803-751-7171. You can use this number to report UXO sightings, or if Soldiers enter the area in which you are currently checked into using iSportsman, **BUT ONLY AFTER YOU HAVE EXITED THE AREA COMPLETELY.**

REMEMBER, **SAFETY** IS
EVERYONE'S RESPONSIBILITY

ENJOY YOUR TIME OUTDOORS!

**PLEASE GO TO THE NEXT SLIDE AND PRINT YOUR
CERTIFICATE. YOU MUST HAVE THE CERTIFICATE ON YOUR
PERSON WHILE PARTICIPATING IN OUTDOOR ACTIVITIES ON
FORT JACKSON**

HUNTER and ANGLER SAFETY

I, _____, certify that I have fully completed the
annual Fort Jackson Hunter and Angler Safety Briefing on

(Date)

(Signature)

MY SIGNATURE INDICATES I HAVE READ, FULLY UNDERSTAND, AND WILL ABIDE BY
FJ HUNTING AND FISHING REGULATION 28-4.